


# Getting Started Guide: Members

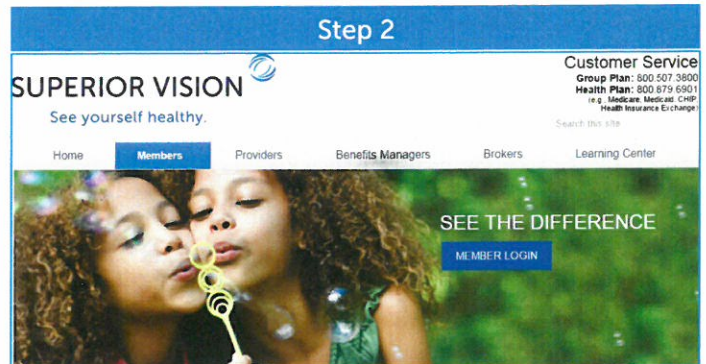


SuperiorVision.com gives you quick access to your vision benefits information. Member account information is shared by all covered family dependents—family members may log in as the primary member.

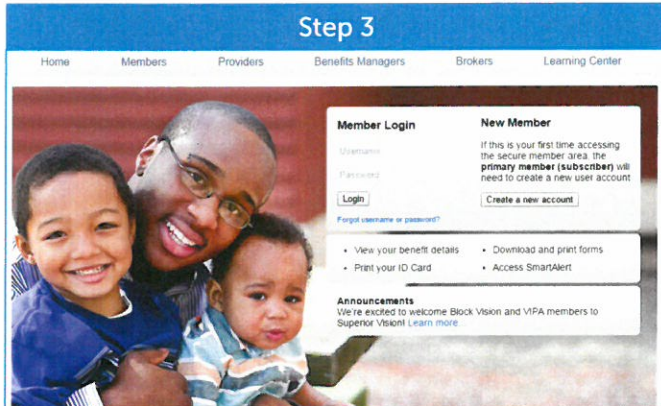
## Logging In



From the home page of our website, select the “Members” link.



From the member home page, click the “Member Login” button.

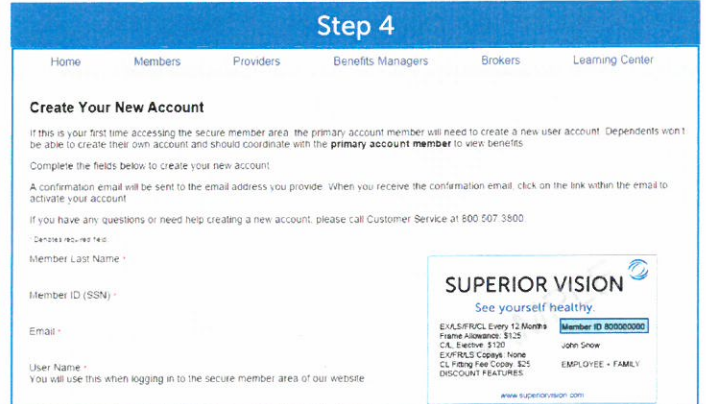


If you have already set up your account, enter your user name and password, if not, click “Create a new account.”

## Key Functions

Within the secure area, you can:

- Locate a provider
- View your benefits coverage
- Print and order ID cards
- Manage your profile
- Download forms



From the Create Your New Account page the primary subscriber can set up an account with their own username and password and have immediate access to the secure Member area of the website.

## Customer Service

contactus@superiorvision.com  
800.507.3800

Monday—Friday  
Saturday

5:00 am to 6:00 pm PT  
8:00 am to 1:30 pm PT




# FINDING IN-NETWORK PROVIDERS



## 3 Easy Steps to Finding an In-Network Provider

**STEP 1:** Go to **SuperiorVision.com**. In the “**Locate a Provider**” box, select your provider network, enter your city or ZIP code and click the “**Locate**” button. You can also click the “**Advanced Search**” button to search by mile radius, eye care provider’s name or practice name.



If you’re unsure of your provider network name, select “**I don’t know**” from the drop-down menu or click the “?” icon to view our helpful chart. You may also **login** to the member area of the website, select “**Locate a Provider**” from the navigation and your network will be auto-populated on the page.

### Looking for your provider network?

We’ve made it easy! Select your network from the table or login to link automatically to your commercial vision plan’s network.

Superior Vision Services, Inc. Is Now	—————>	Superior National
Block Vision, Inc. Is Now	—————>	Superior Select
Vision Insurance Plan of America, Inc. Is Now	—————>	Superior Select Midwest (VIPA)
Block Vision of Texas, Inc. Is Now	—————>	Superior Select Southwest

**STEP 2:** Review the list of results from your search and choose an eye care provider.

- Call your selected eye care provider prior to your appointment to verify provider network participation, confirm services and acceptance of your vision plan.
- It’s important to note that not all providers at each office or optical store location are in-network providers, nor do they participate in all networks.

**STEP 3:** You may also call Customer Service at 800.507.3800 for assistance in locating an in-network provider.