



TAX SERVICES GCCISD
CHARLENE PIGGOTT
DIRECTOR OF TAX SERVICES

December 2, 2015

Mrs. Carla Merka
Assistant Superintendent for Finance
Crosby Independent School District
706 Runneburg Rd.
Crosby, Texas 77532

Dear Mrs. Merka:

Attached for your review and consideration is the November, 2015 Tax Collection Report and your fiscal year first quarter analysis compared to budget projections. If you have any questions or comments, please do not hesitate to call me.

Sincerely,

Charlene Piggott, RTA, CSTA

P.O. Box 2805 • Baytown, Texas 77522 • (281) 707-3701 • FAX (281) 420-4999
sepiggot@gccisd.net

Tax Collection Report - NOVEMBER, 2015 Crosby ISD

COLLECTION DETAIL	MONTH ENDED	YEAR-TO-DATE
	11/30/2015	FY2015-16
Taxes - Current Year	\$ 1,821,904	\$ 1,847,672
Taxes - Prior Years	\$ 84,153	\$ 257,860
Total Levy Taxes Paid	\$ 1,906,057	\$ 2,105,532

COLLECTION PERCENTAGE	
Current Year 2015 Tax Roll*	7.34% *
Last Year's 2014 Tax Roll Same Period	5.05%

ACCOUNTING FUND DETAIL	
Tax Collected Maintenance and Operation	\$ 1,366,515
Tax Collected Debt Fund	\$ 569,542
Total Levy Collected	\$ 1,936,057


ADJUSTED TAX ROLL LEVY BALANCE	
Current 2015 Remaining Levy 11/01/2015	\$ 25,130,077
Current Supplemental/Corrections	\$ 3,081
Collections	\$ (1,821,904)
Total Remaining 2015 Roll Levy 11/30/15	\$ 23,311,254
Delinquent Levy Remaining 11/01/15	\$ 2,244,835
Delinquent Supplemental/Corrections	\$ 29,803
Collections Delinquent Tax	\$ (84,153)
Total Remaining Delinquent Levy 11/30/15	\$ 2,190,485
CERTIFIED REMAINING TAX LEVY	\$ 25,501,739

OTHER REVENUE	
General Fund Penalty & Interest	\$ 52,774
Debt Fund Penalty & Interest	\$ 17,965
Total Collections	\$ 70,739

*Net refund adjustments paid (Appraisal District value changes).

I Charlene Piggott, Tax Assessor Collector for Crosby I.S.D. hereby certify the above listed Tax Collection Report is a correct reflection of the ad valorem tax records for November, 2015.

Charlene Piggott
 Charlene Piggott
 December 1, 2015
 Date



YEAR-TO-DATE SUMMARY PART C

Tax Year = 2015 AND Year End Date = 8/31/2016 AND Month Range from 11/01/2015 to 11/30/2015 and Tax Units = 5

NOVEMBER 2015

5- CROSBY ISD


CURRENT YEAR INFORMATION Start Financial Yr 9/1/2015

Start Value	Start Exemption	Start Taxable	Rate	Calc Start Levy	Actual Start Levy	Start Frozen Loss	Start + Frozen
1,756,599,886	439,859,880	1,316,740,016	1.87	21,886,556.27	21,969,557.52	0.00	21,889,657.52
Adjusted Value	Adjusted Exemption	Adj Taxable	Rate	Calc Adj Levy	Actual Current Levy	Adj Frozen Loss	Act Levy + Act Frozen
2,111,939,923	543,732,147	1,568,208,778	1.67	28,189,053.16	25,153,926.02	1,030,126.58	28,189,052.80
Start Value	Net Value Adj	Start Value + Net Value Adj		NET MTD ADJ	NET YTD ADJ	REFUNDS DUE	
1,759,599,886	355,339,027	2,111,938,923					
Start Exemption	Net Exmp Adj	Start Exemp + Net Exmp Adj		NET MTD ADJ	NET YTD ADJ	COL. %	
439,859,880	103,872,267	543,732,147					
YEAR	NET START BAL	NET MTD ADJ	NET YTD ADJ	NET MTD PAID	NET YTD PAID	CALC BAL.	As of 11/30/2015
1986	30,014.43	0.00	1,170.47	115.47	2,197.30	28,987.60	0.06
1986	14,354.50	0.00	(210.50)	47.04	248.64	13,895.36	0.00
1987	17,306.93	0.00	(284.89)	47.04	261.04	16,791.00	0.00
1988	21,239.17	0.00	(405.05)	47.04	142.36	20,691.74	0.00
1989	25,838.01	0.00	(554.85)	47.04	203.28	25,280.08	0.00
2000	27,981.92	0.00	(418.88)	47.04	203.28	27,259.98	0.00
2001	54,315.85	0.00	(418.17)	46.76	310.75	53,588.93	0.00
2002	67,660.23	0.00	(416.17)	454.42	846.88	68,396.20	0.00
2003	69,887.10	0.00	(700.66)	295.00	693.90	68,472.54	0.00
2004	79,795.14	0.00	(473.39)	209.60	1,023.95	78,267.81	0.00
2005	89,017.06	0.00	(468.15)	160.98	1,016.03	78,534.88	0.00
2006	83,501.81	0.00	(121.99)	82.48	282.49	83,117.33	(53.61)
2007	79,801.00	(4.89)	(102.50)	842.41	1,680.27	77,838.23	(45.84)
2008	84,245.53	(91.69)	(189.80)	368.04	1,268.50	82,788.53	(2.48)
2009	95,178.81	(98.52)	(203.84)	482.97	1,898.43	93,076.74	(2.72)
2010	117,808.04	117.48	(2,386.30)	1,016.08	3,090.40	112,131.34	(73.61)
2011	181,788.84	117.48	18.92	1,874.49	5,146.86	178,531.80	0.00
2012	181,811.22	117.48	317.81	4,036.84	12,880.01	169,039.12	0.00
2013	314,398.48	657.00	105.69	8,438.64	26,305.05	286,189.40	0.00
2014	724,809.53	28,987.81	102,576.71	85,668.21	198,021.78	691,484.46	0.00
2015	21,889,557.52	3,091.45	3,189,388.50	1,821,804.08	1,847,671.78	23,311,264.24	(501.54)
TOTAL	24,340,662.10	32,883.82	3,266,709.29	1,906,056.73	2,105,632.08	25,501,739.31	(680.00)


**TAX COLLECTOR'S TAX REPORT (SUMMARY C)
DEFINITION GUIDE**

- 1) Beginning billed receivable for the new tax roll year (2015).
- 2) The levy loss as a result of tax ceilings on homesteads for the over 65 or disabled.
- 3) The actual current billed receivable after adjustments made to the roll for the reported month.
- 4) The starting balances at the beginning of the fiscal year for all tax roll years both current and the delinquent balances.
- 5) The adjustments to an account levy derived from Appraisal District changes for the current month.
- 6) This represents the fiscal year to date adjustments to an account levy balance derived from Appraisal District changes.
- 7) The tax levy collections for the current reporting month.
- 8) The year to date tax levy collections for the fiscal year.
- 9) The remaining balance of levy due for both the current year and delinquent years after payments and adjustments.
- 10) This is the current pending refunds resulting from Appraisal District changes.
- 11) This column is the net collection percentage for the fiscal year through the ending period dated on the report taking into consideration billing adjustments and payments.

Crosby ISD FY2015-16 Current Taxes Billed/Collected Compared to Budget




Crosby ISD FY2015-16 First Quarter Appraisal District Adjustment Refunds Paid



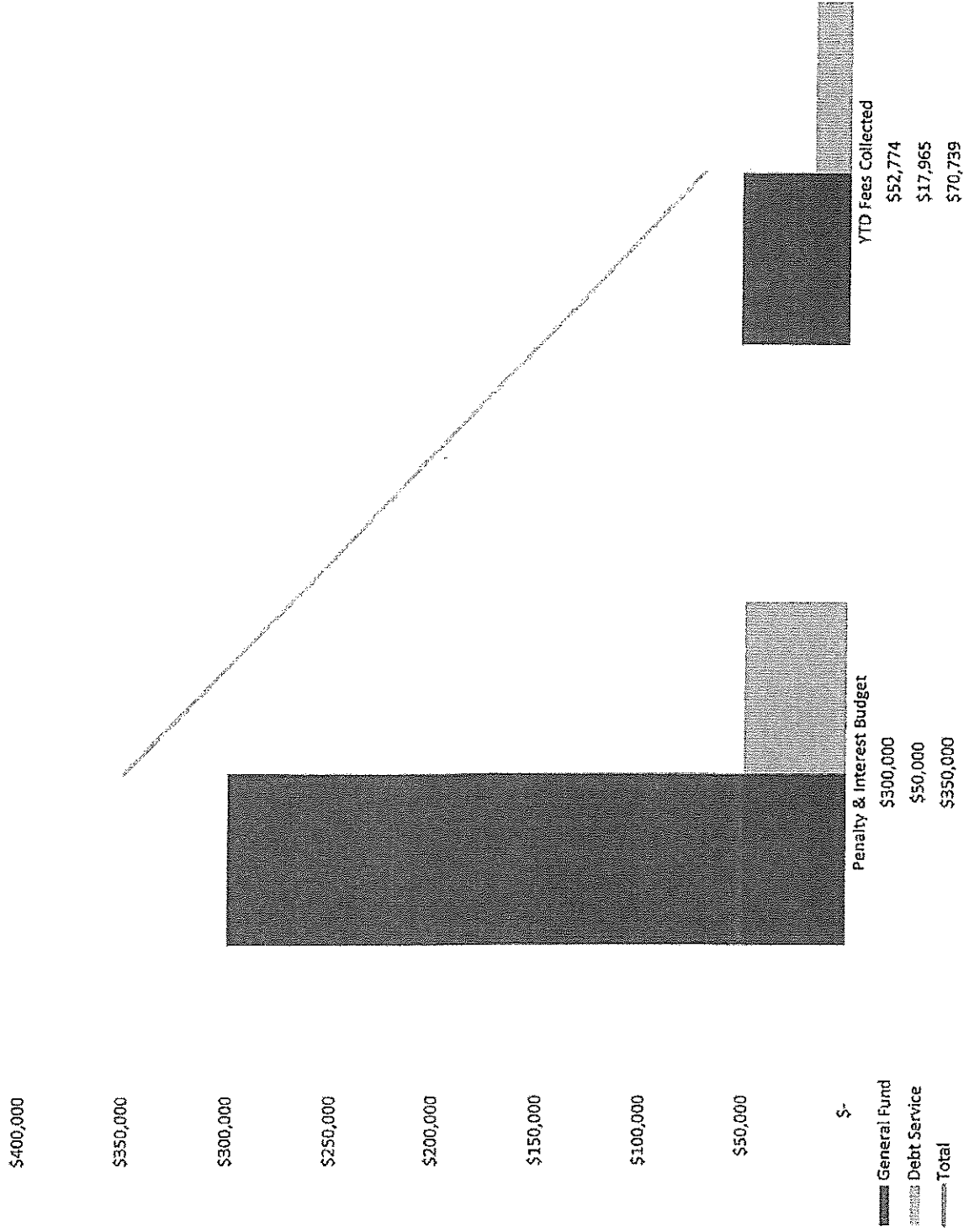
Current Yr. Refunds

Current Yr. Refunds	Prior Tax Yrs. Refunds	Total Refunds
\$-	\$10,000	\$20,000
\$5,000	\$15,000	\$25,000
Current Yr. Refunds	Prior Tax Yrs. Refunds	Total Refunds
\$-	\$15,763	\$15,763
\$-	\$6,568	\$6,568
■ General Fund		
■ Debt Service Fund		

Crosby ISD FY2015-16 First Quarter Uncertified Appraised CAD Value Remaining



Crosby ISD FY2015-16 First Quarter Penalty & Interest Revenue Compared to Budget



Crosby ISD FY2015-16 First Quarter Delinquent Tax Collections Compared to Budget

