

TAX SERVICES GCCISD
CHARLENE PIGGOTT
DIRECTOR OF TAX SERVICES

March 1, 2016

Mrs. Carla Merka
Assistant Superintendent for Finance
Crosby Independent School District
706 Runneburg Rd.
Crosby, Texas 77532

Dear Mrs. Merka:

Attached for your review and consideration is the February 2016 Tax Collection Report, and our second quarter analysis compared to budget. If you have any questions or comments, please do not hesitate to call me.

Sincerely,

Charlene Piggott, RTA, CSTA

P.O. Box 2805 • Baytown, Texas 77522 • (281) 707-3701 • FAX (281) 420-4999
scpiggot@gccisd.net

Tax Collection Report - FEBRUARY, 2016 Crosby ISD

COLLECTION DETAIL	MONTH ENDED	YEAR-TO-DATE
	2/29/2016	FY2015-16
Taxes - Current Year	\$ 4,927,762	\$ 24,569,101
Taxes - Prior Years	\$ 97,755	\$ 534,032
Total Levy Taxes Paid	\$ 5,025,516	\$ 25,103,133

COLLECTION PERCENTAGE	
Current Year 2015 Tax Roll*	92.27% *
Last Year's 2014 Tax Roll Same Period	92.13%

ACCOUNTING FUND DETAIL	
Tax Collected Maintenance and Operation	\$ 3,525,340
Tax Collected Debt Fund	\$ 1,500,177
Total Levy Collected	\$ 5,025,516

ADJUSTED TAX ROLL LEVY BALANCE	
Current 2015 Remaining Levy 1/01/2016	\$ 6,716,731
Current Supplemental/Corrections Collections	\$ 269,892
Total Remaining 2015 Roll Levy 1/31/16	\$ (4,927,762)
Delinquent Levy Remaining 1/01/16	\$ 2,058,861
Delinquent Supplemental/Corrections Collections Delinquent Tax	\$ 1,993,030
Total Remaining Delinquent Levy 1/31/16	\$ (16,908)
CERTIFIED REMAINING TAX LEVY	\$ (97,755)
OTHER REVENUE	\$ 1,878,367
General Fund Penalty & Interest	\$ 71,150
Debt Fund Penalty & Interest	\$ 22,520
Total Collections	\$ 93,670

	\$	175,595
	\$	54,947
	\$	230,542

*Net refund adjustments paid (Appraisal District value changes).

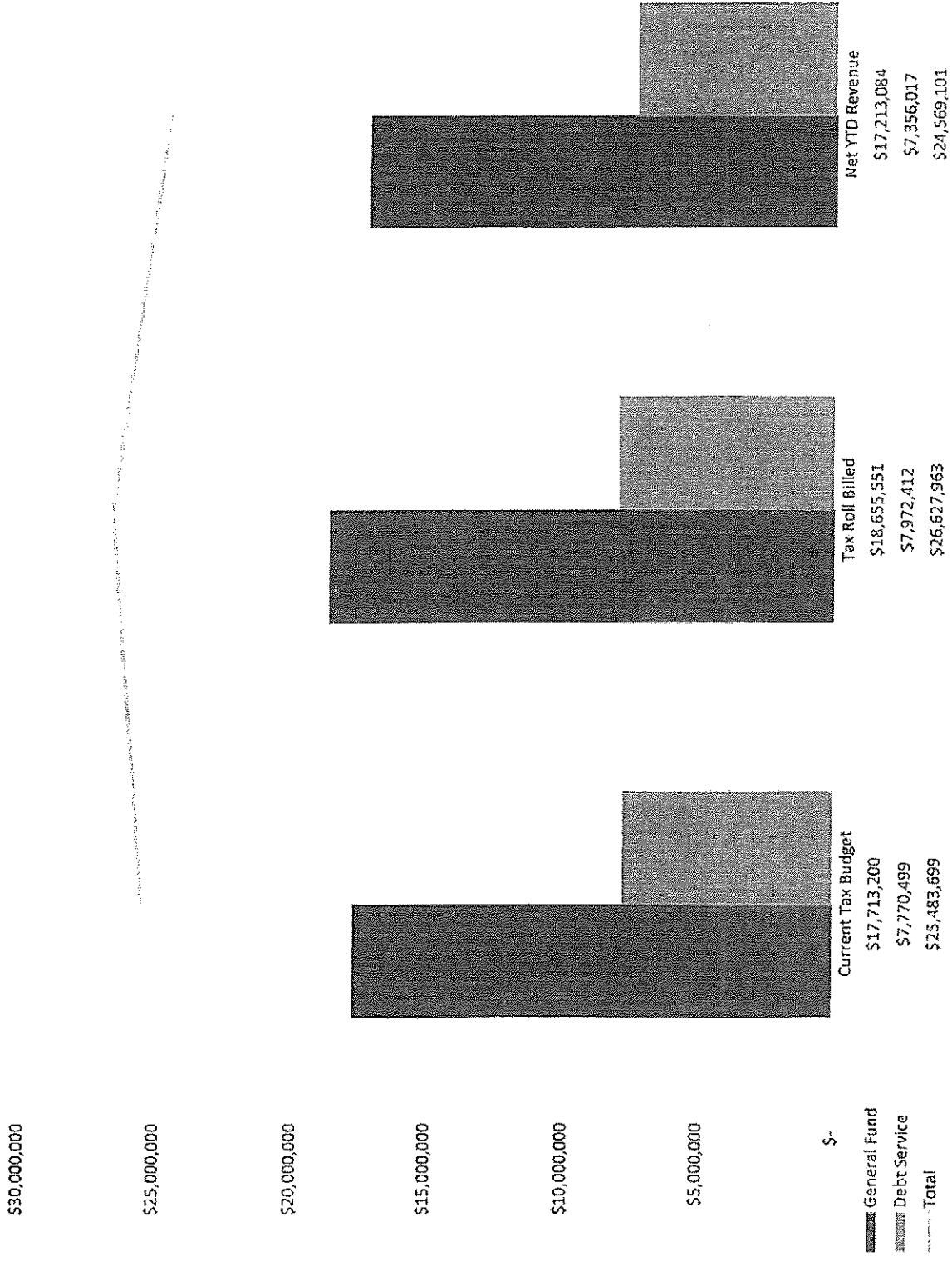
I Charlene Piggott, Tax Assessor Collector for Crosby I.S.D. hereby certify the above listed Tax Collection Report is a correct reflection of the ad valorem tax records for February, 2016.

Charlene Piggott
 Charlene Piggott

 Date March 1, 2016



Crosby ISD FY2015-16 Second Quarter Current Taxes Billed/Collected Compared to Budget



Crosby ISD FY2015-16 Second Quarter Delinquent Tax Collections Compared to Budget

\$700,000

\$600,000

\$500,000

\$400,000


\$300,000

\$200,000

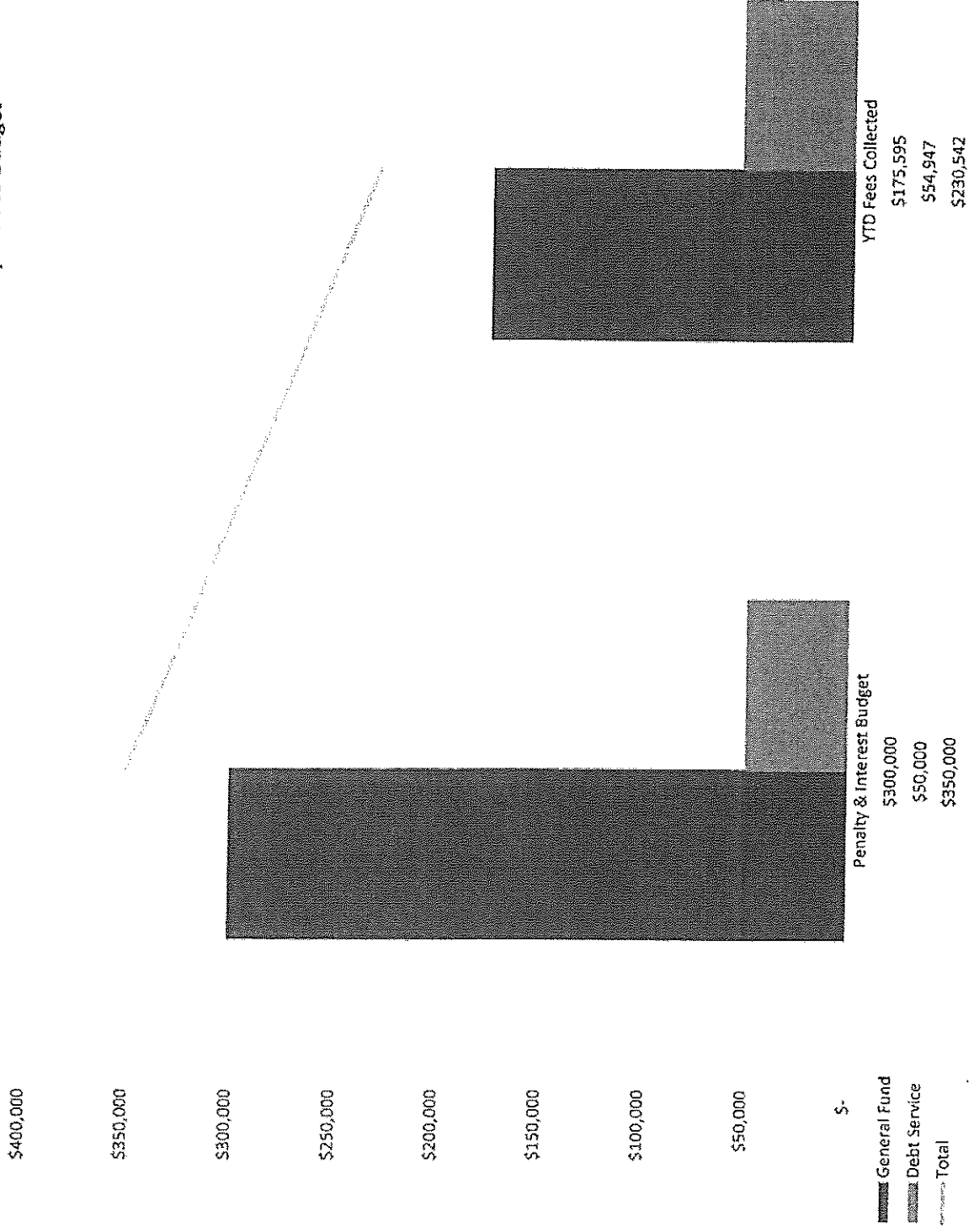
\$100,000

\$-

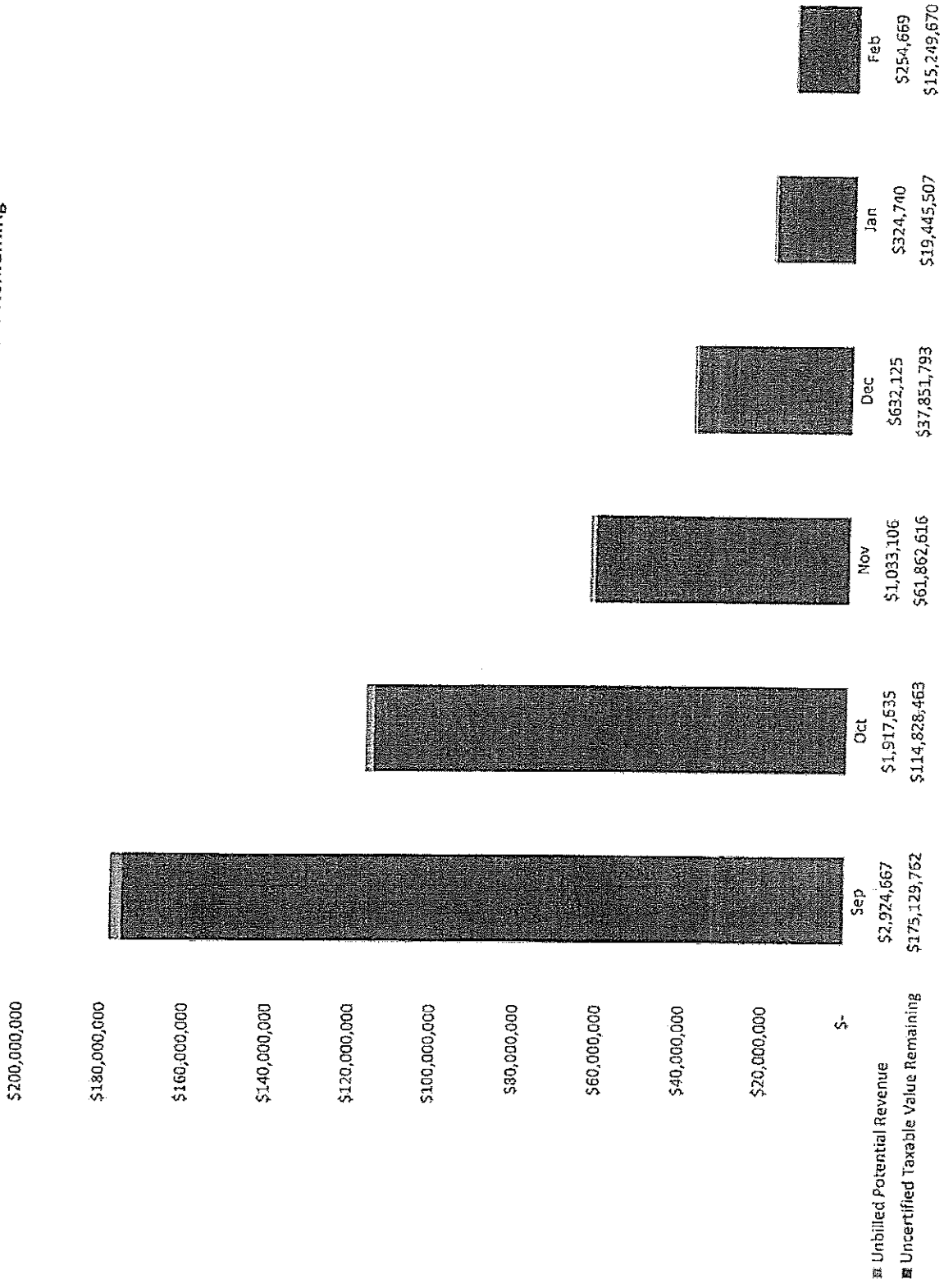
Actual Delinquent Tax Collections - Second Quarter
 Budgeted Delinquent Tax Collections - Second Quarter




Crosby ISD FY2015-16 Second Quarter Penalty & Interest Revenue Compared to Budget



Crosby ISD FY2015-16 Uncertified/Unbilled Appraised CAD Taxable Value Remaining



Crosby ISD FY2015-16 Second Quarter Appraisal District Adjustment Refunds Paid



YEAR-TO-DATE SUMMARY PART C

Tax Year = 2015 AND Year End Date = 8/31/2016 AND Month Range from 2/01/2016 to 2/29/2016 and Tax Units = 5

FEBRUARY 2016

CURRENT YEAR INFORMATION									
	Start Exemption	Start Financial Yr	9/1/2016	Start Levy	Actual Start Levy	Start Frozen Loss	Start + Frozen	Start Frozen Loss	Act Levy + Act Frozen
Start Value	439,859,898	1,316,740,016		21,989,558.27	21,989,557.52	0.00	21,988,657.52		
Adjusted Value	587,042,005	1,658,199,572	1.67	27,691,932.85	26,627,963.18				
Start Value	Net Value Adj	Start Value + Net Value Adj		NET MTD PAID	NET YTD PAID	CALC BAL	REFUNDS DUE	COL. %	
1,756,599,888	490,641,681	2,225,241,577		1,276.82	4,458.57	26,558.08	0.00	14.37	
Start Exemption	Net Exmp Adj	Start Exmp + Net Exmp Adj		NET MTD ADJ	NET YTD ADJ	As of 2/29/2016			
439,859,880	127,182,125	567,042,005		1,165.92	1,866.48	12,269.12	0.00	15.81	
YEAR	NET START BAL.	NET MTD ADJ.	NET YTD ADJ.	NET MTD PAID.	NET YTD PAID.	CALC BAL.	REFUNDS DUE.	COL. %.	
1985	30,014.43	0.00	1,002.22	1,276.82	4,458.57	26,558.08	0.00	14.37	
1988	14,354.50	0.00	(218.90)	1,165.92	1,866.48	12,269.12	0.00	15.81	
1987	17,306.93	0.00	(284.89)	1,220.31	1,770.55	15,251.48	0.00	10.40	
1988	21,239.17	0.00	(405.05)	1,199.95	1,981.53	19,172.59	0.00	7.98	
1989	25,838.01	0.00	(359.11)	1,249.92	2,521.83	22,857.27	0.00	9.90	
2000	27,881.92	0.00	(480.82)	1,312.08	2,520.00	24,881.10	0.00	8.20	
2001	54,315.85	(34.83)	(512.79)	1,289.44	1,835.70	51,987.36	0.00	3.41	
2002	87,680.23	(146.85)	(624.61)	1,159.29	3,037.21	63,998.41	0.00	4.53	
2003	88,887.10	(363.70)	(1,134.09)	2,009.32	4,720.18	64,012.83	0.00	6.92	
2004	79,765.14	(718.53)	(1,261.47)	1,588.18	4,115.98	74,388.29	0.00	5.24	
2005	80,017.08	(778.35)	(1,313.32)	1,310.03	4,029.54	74,683.20	0.00	5.11	
2006	83,501.81	(1,246.18)	(1,430.00)	1,901.16	5,294.29	76,777.52	(53.81)	6.45	
2007	79,801.00	(1,643.47)	(2,316.95)	1,328.43	5,411.52	72,072.53	(45.84)	6.98	
2008	84,246.53	(1,032.36)	(1,757.95)	2,184.98	5,786.21	76,720.37	(2.48)	6.89	
2009	95,178.81	(1,138.48)	(2,828.17)	2,784.33	8,381.14	84,191.50	(2.72)	9.03	
2010	117,608.04	(822.48)	(4,805.28)	3,130.02	10,709.93	102,282.82	(73.61)	9.48	
2011	181,788.84	(574.37)	(1,758.56)	4,340.58	15,987.82	184,061.46	0.00	8.87	
2012	181,611.22	(819.79)	(1,871.48)	6,727.02	31,203.60	146,798.16	0.00	17.34	
2013	314,398.46	(3,948.59)	(3,979.23)	14,428.80	70,984.05	239,455.18	0.00	22.86	
2014	724,609.53	(3,541.21)	87,133.45	46,180.18	347,823.37	453,919.61	(459.25)	42.85	
2015	21,989,557.52	269,892.04	4,639,405.86	4,827,761.58	24,599,101.33	2,058,861.85	(628.25)	92.27	
TOTAL	24,340,562.10	252,983.05	4,699,799.67	5,025,516.40	25,103,133.03	3,937,228.74	(1,283.96)		

**TAX COLLECTOR'S TAX REPORT (SUMMARY C)
DEFINITION GUIDE**

- 1) Beginning billed receivable for the new tax roll year (2015).
- 2) The levy loss as a result of tax ceilings on homesteads for the over 65 or disabled.
- 3) The actual current billed receivable after adjustments made to the roll for the reported month.
- 4) The starting balances at the beginning of the fiscal year for all tax roll years both current and the delinquent balances.
- 5) The adjustments to an account levy derived from Appraisal District changes for the current month.
- 6) This represents the fiscal year to date adjustments to an account levy balance derived from Appraisal District changes.
- 7) The tax levy collections for the current reporting month.
- 8) The year to date tax levy collections for the fiscal year.
- 9) The remaining balance of levy due for both the current year and delinquent years after payments and adjustments.
- 10) This is the current pending refunds resulting from Appraisal District changes.
- 11) This column is the net collection percentage for the fiscal year through the ending period dated on the report taking into consideration billing adjustments and payments.