



TAX SERVICES GCCISD
CHARLENE PIGGOTT
DIRECTOR OF TAX SERVICES

September 1, 2016

Mrs. Carla Merka
Assistant Superintendent for Finance
Crosby Independent School District
706 Runneburg Rd.
Crosby, Texas 77532

Dear Mrs. Merka:

Attached for your review and consideration is the August 2016 Tax Collection Report, and fourth and final fiscal year quarter collections analysis compared to budget. All budget revenue categories achieved and exceeded budget projections. If you have any questions or comments, please do not hesitate to call me.

Sincerely,

Charlene Piggott, RTA, CSTA

Tax Collection Report - AUGUST, 2016 Crosby ISD

	MONTH ENDED 8/31/2016	YEAR-TO-DATE FY2015-16
Taxes - Current Year	\$ 113,776	\$ 26,153,014
Taxes - Prior Years	\$ 54,923	\$ 859,918
Total Levy Taxes Paid	\$ 168,699	\$ 27,012,932

COLLECTION PERCENTAGE

Current Year 2015 Tax Roll*	97.51% *
Last Year's 2014 Tax Roll Same Period	97.13%

ACCOUNTING FUND DETAIL

Tax Collected Maintenance and Operation	\$ 120,959	\$ 18,949,503
Tax Collected Debt Fund	\$ 47,740	\$ 8,063,429
Total Levy Collected	\$ 168,699	\$ 27,012,932

ADJUSTED TAX ROLL LEVY BALANCE

Current 2015 Remaining Levy 8/01/2016	\$ 788,693
Current Supplemental/Corrections	\$ (6,159)
Collections	\$ (113,776)
Total Remaining 2015 Roll Levy 8/31/16	\$ 668,758
Delinquent Levy Remaining 8/01/16	\$ 1,604,281
Delinquent Supplemental/Corrections	\$ 1,425
Collections Delinquent Tax	\$ (54,923)
Total Remaining Delinquent Levy 8/31/16	\$ 1,550,783
CERTIFIED REMAINING TAX LEVY	\$ 2,219,541

OTHER REVENUE

General Fund Penalty & Interest	\$ 32,581	\$ 402,818
Debt Fund Penalty & Interest	\$ 10,736	\$ 126,202
Total Collections	\$ 43,317	\$ 529,020

*Net refund adjustments paid (Appraisal District value changes).

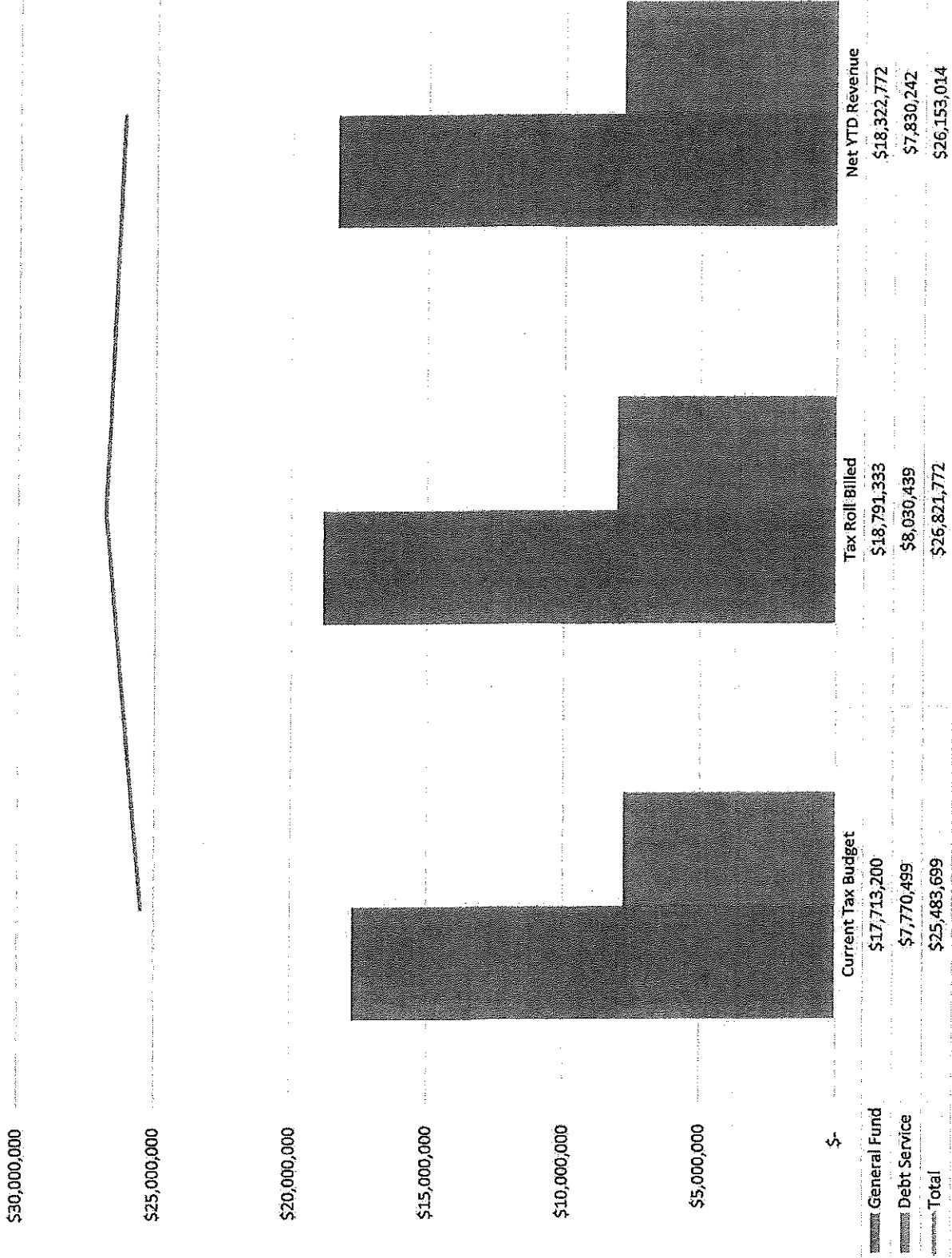
I Charlene Piggott, Tax Assessor Collector for Crosby I.S.D. hereby certify the above listed Tax Collection Report is a correct reflection of the ad valorem tax records for August, 2016.

Charlene Piggott
Charlene Piggott


September 1, 2016
Date




Crosby ISD FY2015-16 Fourth Quarter Current Taxes Billed/Collected Compared to Budget



Crosby ISD FY2015-16 Fourth Quarter Delinquent Tax Collections Compared to Budget



Crosby ISD FY2015-16 Fourth Quarter Penalty & Interest Collections Compared to Budget

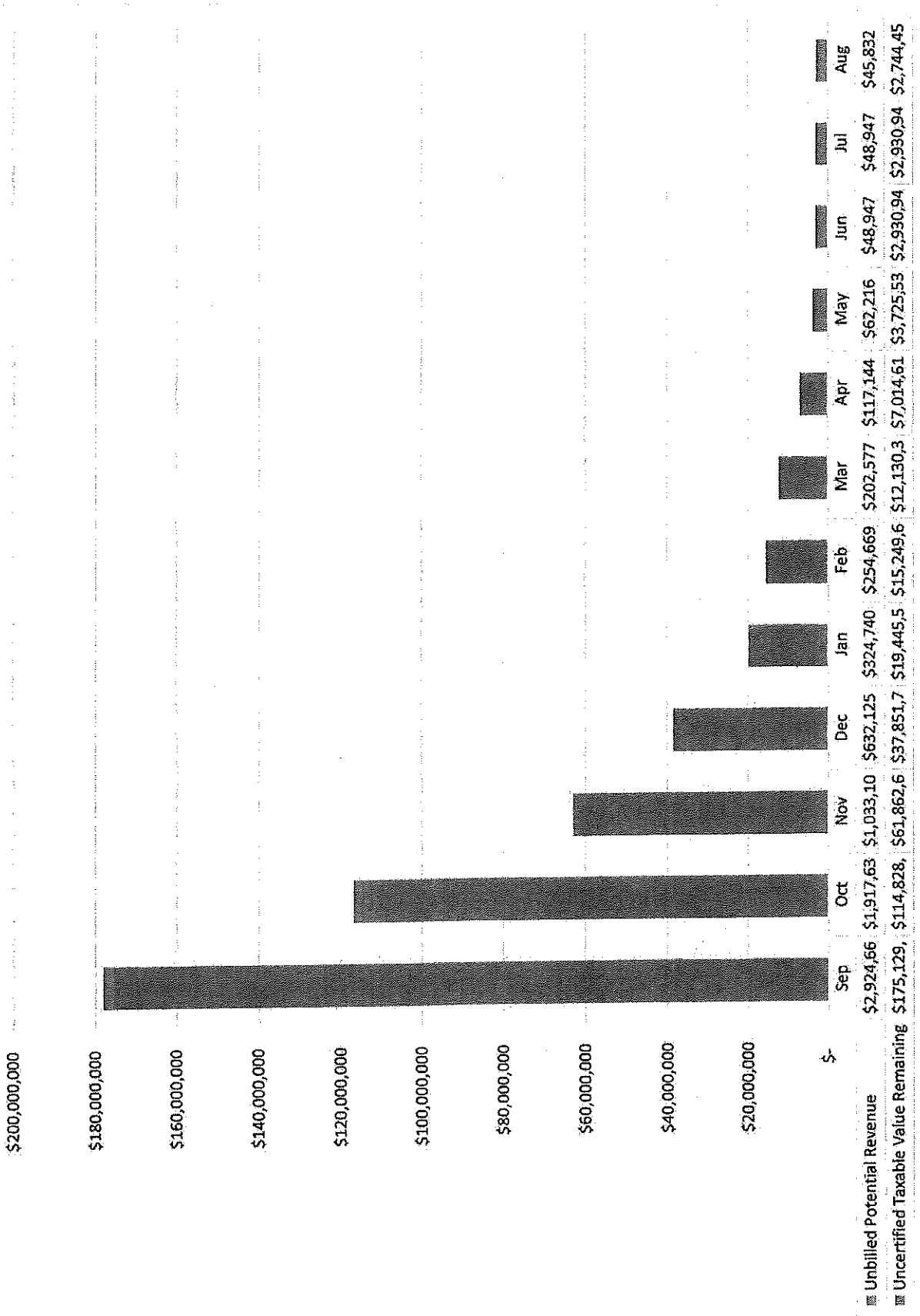


YTD Fees Collected
 \$402,818
 \$126,202
 \$529,020

Penalty & Interest Budget
 \$300,000
 \$50,000
 \$350,000

General Fund
 Debt Service
 Total

Crosby ISD FY2015-16 Fourth Quarter Remaining Uncertified/Unbilled Appraisal District Value



■ Unbilled Potential Revenue \$2,924,66 \$1,917,63 \$1,033,10 \$632,125 \$324,740 \$254,669 \$202,577 \$117,144 \$62,216 \$48,947 \$48,947 \$45,832

■ Uncertified Taxable Value Remaining \$175,129 \$114,828 \$61,862,6 \$37,851,7 \$19,445,5 \$15,249,6 \$12,130,3 \$7,014,61 \$3,725,53 \$2,930,94 \$2,930,94 \$2,744,45

**TAX COLLECTOR'S TAX REPORT (SUMMARY C)
DEFINITION GUIDE**

- 1) Beginning billed receivable for the new tax roll year (2015).
- 2) The levy loss as a result of tax ceilings on homesteads for the over 65 or disabled.
- 3) The actual current billed receivable after adjustments made to the roll for the reported month.
- 4) The starting balances at the beginning of the fiscal year for all tax roll years both current and the delinquent balances.
- 5) The adjustments to an account levy derived from Appraisal District changes for the current month.
- 6) This represents the fiscal year to date adjustments to an account levy balance derived from Appraisal District changes.
- 7) The tax levy collections for the current reporting month.
- 8) The year to date tax levy collections for the fiscal year.
- 9) The remaining balance of levy due for both the current year and delinquent years after payments and adjustments.
- 10) This is the current pending refunds resulting from Appraisal District changes.
- 11) This column is the net collection percentage for the fiscal year through the ending period dated on the report taking into consideration billing adjustments and payments.